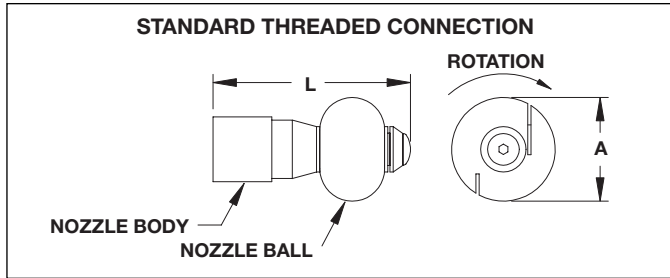
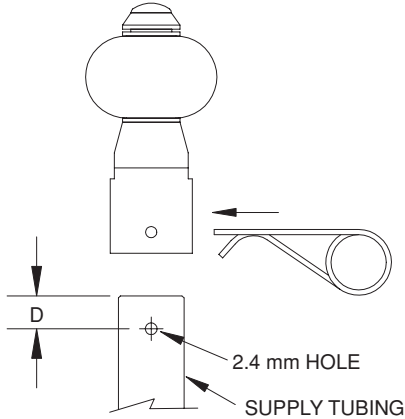


SANITARY CONNECTION  
(INCLUDES STAINLESS STEEL  
HITCH PIN FOR MOUNTING)



### PRODUCT DESCRIPTION:

The TWK series rotating nozzles provide true 360° spray coverage in a very compact assembly. The bearing mechanism is self-lubricating and self-cleaning. This nozzle can be installed in any orientation and is effective in vessels up to 3 meters (10 feet) in diameter. The maximum recommended operating pressure is 6 bar at 80°C.

### CONSTRUCTION:

Standard nozzle body material is 316 stainless steel. Nozzle balls are available in 316 stainless steel, PVDF (Kynar®), Teflon® and polypropylene. Other body and ball materials are available upon request.

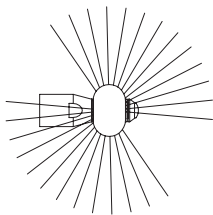
### SPECIAL FEATURES:

- True 360° coverage
- Easy disassembly/assembly and cleaning
- FDA approved materials
- Keyed ball can not be installed backwards

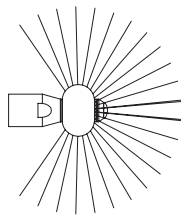
### TYPICAL APPLICATIONS:

- Keg Washing
- Carboy/Jug Washing
- Spray Tank Washing
- Small Tank Rinsing
- Machine Clean-In-Place (C.I.P.)
- Barrel Washing/Rinsing

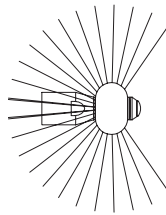
U.S. Patent No. 5,316,218



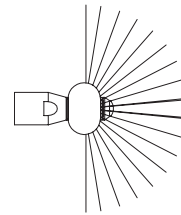
TWK360XX



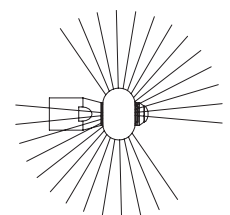
TWK270XX



TWK072XX



TWK180XX



TWK360XX

MODEL NUMBER	PIPE SIZE BSPT FEMALE	MAXIMUM FREE PASSAGE (mm)	SANITARY TUBING SIZE * (mm)	CAPACITY (L/min) AT VARIOUS PRESSURES (bar)												SPRAY COVERAGE (degrees)	Dim. A (mm)	Dim. L (mm)	Dim. D (mm)
				0.3 bar	0.5 bar	0.7 bar	1 bar	1.5 bar	2 bar	2.5 bar	3 bar	4 bar	5 bar	6 bar					
1/4TWK36050	1/4	1.60	12.7	6.24	8.1	9.5	11.4	14.0	16.1	18.0	19.7	22.8	25.5	27.9	360°	25.4	50.8	9.5	
1/4TWK27050	1/4	1.60	12.7	6.24	8.1	9.5	11.4	14.0	16.1	18.0	19.7	22.8	25.5	27.9	270°	25.4	50.8	9.5	
1/4TWK07250	1/4	1.60	12.7	6.24	8.1	9.5	11.4	14.0	16.1	18.0	19.7	22.8	25.5	27.9	270°	25.4	50.8	9.5	
1/4TWK18050	1/4	1.60	12.7	6.24	8.1	9.5	11.4	14.0	16.1	18.0	19.7	22.8	25.5	27.9	180°	25.4	50.8	9.5	
1/4TWK08150	1/4	1.60	12.7	6.24	8.1	9.5	11.4	14.0	16.1	18.0	19.7	22.8	25.5	27.9	180°	25.4	50.8	9.5	
3/8TWK36075	3/8	1.60	15.9	9.4	12.1	14.3	17.1	20.9	24.2	27.0	29.6	34.2	38.2	41.9	360°	31.8	63.5	9.5	
3/8TWK27075	3/8	1.60	15.9	9.4	12.1	14.3	17.1	20.9	24.2	27.0	29.6	34.2	38.2	41.9	270°	31.8	63.5	9.5	
3/8TWK07275	3/8	1.60	15.9	9.4	12.1	14.3	17.1	20.9	24.2	27.0	29.6	34.2	38.2	41.9	270°	31.8	63.5	9.5	
3/8TWK18075	3/8	1.60	15.9	9.4	12.1	14.3	17.1	20.9	24.2	27.0	29.6	34.2	38.2	41.9	180°	31.8	63.5	9.5	
3/8TWK08175	3/8	1.60	15.9	9.4	12.1	14.3	17.1	20.9	24.2	27.0	29.6	34.2	38.2	41.9	180°	31.8	63.5	9.5	
1/2TWK360100	1/2	1.60	19.1	12.5	16.1	19.1	22.8	27.9	32.2	36.0	39.5	45.6	51.0	55.8	360°	38.1	73.6	9.5	
1/2TWK270100	1/2	1.60	19.1	12.5	16.1	19.1	22.8	27.9	32.2	36.0	39.5	45.6	51.0	55.8	270°	38.1	73.6	9.5	
1/2TWK072100	1/2	1.60	19.1	12.5	16.1	19.1	22.8	27.9	32.2	36.0	39.5	45.6	51.0	55.8	270°	38.1	73.6	9.5	
1/2TWK180100	1/2	1.60	19.1	12.5	16.1	19.1	22.8	27.9	32.2	36.0	39.5	45.6	51.0	55.8	180°	38.1	73.6	9.5	
1/2TWK081100	1/2	1.60	19.1	12.5	16.1	19.1	22.8	27.9	32.2	36.0	39.5	45.6	51.0	55.8	180°	38.1	73.6	9.5	
3/4TWK360180	3/4	2.24	25.4	22.5	29.0	34.3	41.0	50.2	58.0	64.9	71	82	92	100	360°	50.8	97.5	12.7	
3/4TWK270180	3/4	2.24	25.4	22.5	29.0	34.3	41.0	50.2	58.0	64.9	71	82	92	100	270°	50.8	97.5	12.7	
3/4TWK072180	3/4	2.24	25.4	22.5	29.0	34.3	41.0	50.2	58.0	64.9	71	82	92	100	270°	50.8	97.5	12.7	
3/4TWK180180	3/4	2.24	25.4	22.5	29.0	34.3	41.0	50.2	58.0	64.9	71	82	92	100	180°	50.8	97.5	12.7	
3/4TWK081180	3/4	2.24	25.4	22.5	29.0	34.3	41.0	50.2	58.0	64.9	71	82	92	100	180°	50.8	97.5	12.7	

\*\*Add prefix "S" (ie S 1/4 TWK36050) to model number for Sanitary Connection.