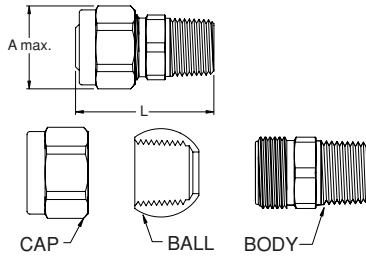
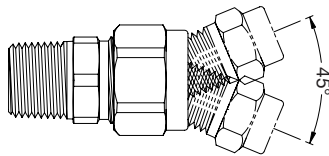


MAJ SERIES

Machined adjustable joints



TYPICAL APPLICATIONS:

The MAJ series of adjustable joints allow spray nozzles or other threaded items to be rotated and tilted to obtain the desired spray pattern or orientation, without having to disturb the surrounding piping. They may also be used within piping systems as an adjustable union type connection.

CONSTRUCTION:

The unit consists of a male inlet section and a female outlet section, held together by a threaded cap. The cap may be loosened to change the angle of adjustment between the inlet and outlet sections. Maximum recommended operating pressure is 20 bar. Standard materials are brass, 303 stainless steel, and 316 stainless steel.

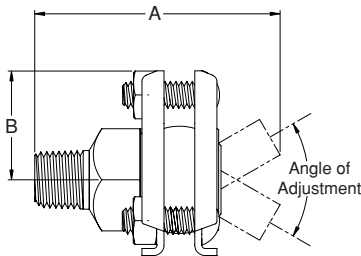
DIMENSIONS

MODEL NUMBER	Inlet Pipe Size BSPT	Outlet Pipe Size BSPT	Dim. A (max) (mm)	Dim. L (max) (mm)
1/8MAJ	1/8 male	1/8 female	25	36
1/4MAJ	1/4 male	1/4 female	28	41
3/8MAJ	3/8 male	3/8 female	35	46
1/2MAJ	1/2 male	1/2 female	44	56
3/4MAJ	3/4 male	3/4 female	49	61

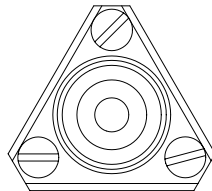
Other combinations are available.

AJ SERIES

Flanged adjustable joints



Inlet of ball is hexagonal for easy holding



TYPICAL APPLICATIONS:

To rotate and tilt spray nozzles, to obtain a desired positioning of a spray pattern, without having to disturb surrounding piping. May also be used within piping systems as an adjustable union type connection. Maximum recommended operating pressure is 8 bar.

CONSTRUCTION:

The unit consists of a male inlet section and a female outlet section, held together by a flange assembly. Locking screws may be loosened to change the angle of adjustment between the inlet and outlet sections. Standard materials are brass and 303 or 316 stainless steel with 304 stainless steel flanges.

DIMENSIONS (mm)

MODEL NUMBER	INLET PIPE SIZE	OUTLET PIPE SIZE	Dim. A	Dim. B	Maximum Angle of Adjustment
1/8 x 1/8 AJ	1/8 male	1/8 female	44.5	25.4	60°
1/4 x 1/8 AJ	1/4 male	1/8 female	44.5	25.4	60°
1/4 x 1/4 AJ	1/4 male	1/4 female	44.5	25.4	60°
3/8 x 1/4 AJ	3/8 male	1/4 female	44.5	25.4	60°
3/8 x 3/8 AJ	3/8 male	3/8 female	44.5	25.4	45°
1/2 x 1/2 AJ	1/2 male	1/2 female	63.5	38.1	50°
1/8 x 3/4 AJ	1/8 male	3/4 female	63.5	38.1	50°
3/4 x 1/2 AJ	3/4 male	1/2 female	66.7	38.1	50°
3/4 x 3/4 AJ	3/4 male	3/4 female	66.7	38.1	40°

STA SERIES

Flow stabilizers



TYPICAL APPLICATIONS:

When liquid in a pipe emerges from elbows or tees, the resulting flow is often distorted. These flow stabilizers help to eliminate flow distortion, resulting in a more even and consistent spray pattern.

CONSTRUCTION:

This unit consists of a body and an internal vane. Available in 1/8", 1/4", 3/8" and 1/2" BSPT sizes, with a male inlet and female outlet connection. Standard materials are brass, 303 and 316 stainless steel.

DIMENSIONS

MODEL NUMBER	Inlet Pipe Size BSPT	Outlet Pipe Size BSPT	Dim. A (mm)	Dim. L (mm)
1/8STA	1/8 male	1/8 female	15 HEX	22
1/4STA	1/4 male	1/4 female	18 HEX	25
3/8STA	3/8 male	3/8 female	21 HEX	29
1/2STA	1/2 male	1/2 female	25 HEX	35

